











Front Wheel Assist - 370



-  Cummins QSL 9.0 Engine With 370hp And 1112lbft.
-  Diesel Only Electronically Controlled Engine (Tier 3)
-  16/9 Powershift Transmission
-  Industry's Largest Cabin
-  Row Crop or Broadacre Wheel Configurations
-  Trimble GFX750 Precision Ag System (1 Year RangePoint)
-  10" Touchscreen Tractor Data Monitor
-  Bosch Hydraulic Remotes (Max Pump Output of 208 L/Min)
-  Rear Bar Axle Diameter 120mm (Capable of 3 Meters)
-  Linkage Lift Capacity of 8410kg (Quick Hitch Cat 4N / 3)



1800 789 633

199 AUSTRALIS DRIVE, DERRIMUT, VIC 3026

WWW.VERSATILETRACTORS.COM.AU



Engine

Cummins 9 QSL (Tier3)
 8953CC (543 cubic ")
 370HP (276KW) Peak
 1112lbft (1507nm) Peak
 Diesel Only Technology
 Turbo 6 Cylinder (Common Rail)
 Intercooled (air to air)
 Quantum Electronic Engine Control
 Bore 114mm Stroke 144.5mm
 Dual Element Air Cleaner With Aspiration
 200amp Alternator

Transmission

Versatile/Univance TXD Powershift Transmission
 16 Forward Speeds / 9 Reverse Speeds
 Full Power Shift, one lever control
 Forward / Reverse Power Shuttle
 Sequential shift, auto shift, pulse shift
 Speed matching & pre-select gears
 Neutral lock starting switch
 Electro-Hydraulic Diff Lock
 Wet Multi Disc Clutch
 Independent Oil Immersed Disc Brakes
 Radar
 Rear Bar Axle diameter 120mm / 3 Meter width

Drawbar & Hydraulics

Load Sensing Closed Centre Hydraulics
 208 l/min Total Flow
 102 l/min Max Flow through a valve
 4 Electro-Hydraulic Remotes
 Ball Type (Cat.3) Lower Link Ends
 Quick Hitch (Cat.4/4N) Frame
 Lift Capacity 8,410 kg
 Linkage Control Buttons on Both Rear Guards
 Rear Mud Guard Extensions
 1000 PTO
 Heavy Duty Swinging Draw Bar
 Auto Steer Valve Raven (Danfoss)

Lighting

2 Hood Mounted Lights
 2 Front and Two Rear Halogen Work lights
 4 Roof Mounted Work lights
 2 LED Extremity Lights on Hood

Front Axle

DANA Front Axle with Suspension and Diff Lock
 Hydrostatic Power Steering
 Electronic 4WD Engagement with Auto
 Front Weights 33 x 30kg (990kg)
 Dynamic Front Fenders

Operator Environment

Deluxe Cab Package
 Air Conditioning with Heating and Ventilation
 Digital Dash
 In Dash Diagnostics and Infocentre
 10" Touchscreen Tractor Data Monitor
 Monitor Bracket/ Power Bar
 Side Mounted Exhaust
 Front and Rear Window Wiper and Washer
 Electric Mirrors
 Adjustable and Tilting Steering Column
 Air Suspension Comfort Seat c/w swivel and heater
 Instructor Seat

Precision Farming System

Trimble GFX750 With Nav900
 RangePoint Ready
 Armrest Steering Resume Button

Weights and Dimensions

Length without Weights	6375mm
Overall Height	3396mm
Wheelbase 4WD	3275mm
Shipping Weight	13,981kg
Fuel Capacity	643 litres

Standard Tyres

Front 480/70R34 Rear 480/80R50 Duals
 Front 600/70R30 Rear 710/70R42 Duals
 Track Setting Singles:
 Min 1525mm (60inch)
 Max 3000mm (118inch)
 N.B (Front wheel will require cotton reel for 3MT)
 Rear Wheel Weights (2*200kg = 400kg)

Warranty

2 years or Max 2000 hours from Installation



1800 789 633

199 AUSTRALIS DRIVE, DERRIMUT, VIC 3026
 WWW.VERSATILETRACTORS.COM.AU

FWA - 370

