



MASSEY FERGUSON

140-150 HP

MF7600

Power, performance and efficiency



Discover the MF7600 Series

The MF7600 Series is built around our trademark standards of award-winning, innovative and advanced engineering. But that's only the beginning...



Using 4th generation, Stage 2 AGCO POWER engines provide maximum performance without compromise

Unique Massey Ferguson styling offers a clean, ultra-modern look with excellent visibility

The cooling package has been designed to ensure ultimate engine efficiency and easy access

Optional Integrated Front Linkage System and optional front PTO for maximum productivity in the field

Optional 'Quadlink' front axle for increased ride comfort, control, output and performance

'Panorama' cab with side opening windows boasts an interior with exceptional ergonomic surroundings as well as plenty of space and comfort:

- Operator seat turns by an extra 20° for optimum operator comfort and greater visibility
- Curved windscreen for greater visibility
- Controls in right-hand pillar
- Instrument panel and console

Choose between high-performance Dyna-4 or Dyna-6 transmissions:

- Dyna-4 and Dyna-6 now come with Engine Power Management for extra power delivery in more demanding applications

Additional fuel tanks enable extra long working days

Power, performance and economy

Reliable, powerful and fuel efficient Tier II AGCO Power engines drive the MF7600 series, providing maximum productivity without compromise. Put less in and get more out.

The 4-valve, common rail AGCO POWER, Stage 2 compliant engine provides the ultimate in optimum power delivery, with the benefit of turbocharging and intercooling. Common rail technology ensures sufficient fuel is always available whatever the revs or load on the engine, maximising performance as the load changes.

Optimised performance across the rev range includes maximised power and minimal fuel consumption – meaning:

- Low engine noise, extremely smooth and efficient
- Very low specific fuel consumption across a wide rev range
- Low engine wear
- Exceptional power and torque maximises work rate

Intelligent engine management

All AGCO POWER engines feature the latest technology. The Electronic Engine Management (EEM) enables continuous adjustment of the amount and timing of fuel injected, in relation to engine speed and load.

Improved fuel economy

The Electronic Engine Management system constantly monitors a wide range of parameters and makes continual

and incredibly fine adjustments to fuel injection.

Designed for pure economy

Many factors will determine real fuel consumption (l/h or l/ha) in the field and on the road, for example the efficiency of the transmission and hydraulics system. The MF7600 offers the operator overall efficiency from the range of transmissions to the exceptional linkage control and dynamic hydraulic systems.

Low specific fuel consumption (192 g/kWh) ensures minimal costs and low consumption across a wide rpm range.

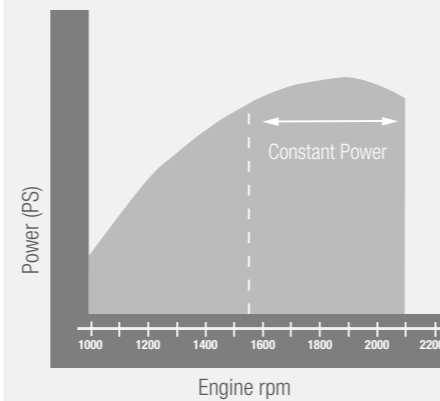
Power you can trust

These Stage 2 engines have a low engine speed rating of 2,100 rpm. This means that under full throttle the engine will rev to 2,100 rpm. Maximum power occurs at 1,950 rpm compared to the previous 2,000. High power and torque at low rpm ensures high performance, excellent fuel economy and low engine noise.

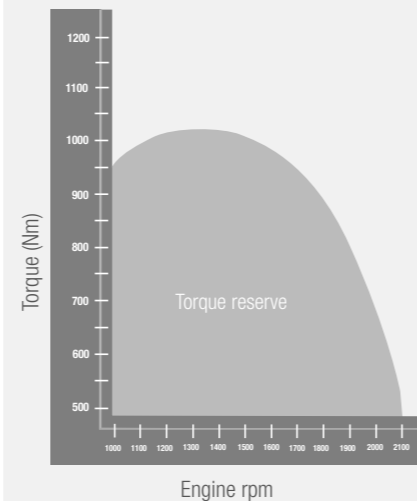
Torque you can rely on

AGCO POWER engines have excellent torque characteristics to ensure that MF7600 Series tractors keep going when conditions get more difficult. This means that the forward speed is maintained and therefore output is maximised in all conditions.

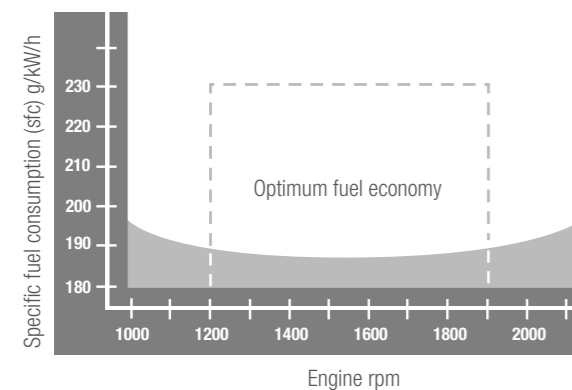
Outstanding fuel economy, torque and power



This curve clearly shows high power, with 'constant power' maintained down to 1,570 rpm.



This curve clearly shows how maximum torque is maintained between 1,200 and 1,500 rpm, with steep torque rise as engine rpm falls between 2,100 and 1,500 rpm for greater torque ability and constant PTO speed.



Massey Ferguson's electronic engine management system broadens the operating range within which the tractor is operating at optimum fuel efficiency.



Dyna-4

The dynamic performance and efficient design behind the Dyna-4 transmission continues to impress with an incredibly smooth 4-speed, powershift change in each of the four ranges, giving you first-rate productivity, everytime.

Left-hand control

The left-hand Power Control lever provides convenient forward/reverse shuttle, powershift and range changes and fingertip de-clutching, leaving the right hand free to operate the loader or rear implements.

Right-hand control

Simply move the T-shaped transmission control lever forwards or backwards to change up or down through the four Dynashift ratios and the four ranges.

When changing range, Speedmatching automatically selects the correct Dyna-4 ratio to match the tractor's forward speed.

Comfort control

Smooth or fast shuttling – the choice is yours – the system is fully adjustable. You then have the perfect tractor for loader work.

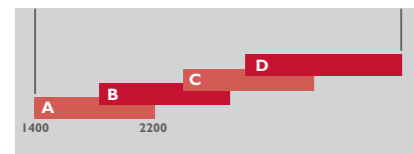
Creep and Supercreep (optional)

Close control in specialist low-speed tasks is assured with an additional 16 (supercreep) gears, enabling forward speeds as low as 160 m/hr to be achieved.



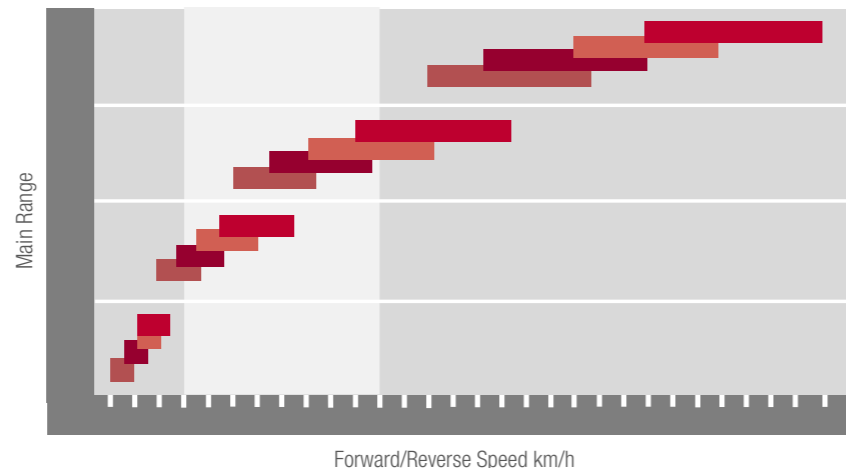
Dyna-4 Benefits

- ▶ Optimum field performance and four range changes provide 16 forward and 16 reverse speeds, all available without having to use the clutch pedal
- ▶ Operation is simple and less repetitive with ergonomically placed controls, reducing operator fatigue and stress
- ▶ The left-hand Power Control lever enables convenient and straightforward operation
- ▶ For rapid and precise loader work, Comfort Control maintains stability during smooth or fast shuttling
- ▶ The choice of pedal and lever mode minimises operator effort and maximises productivity
- ▶ Straightforward design and proven, reliable components provide exceptionally smooth operation with strength and longevity



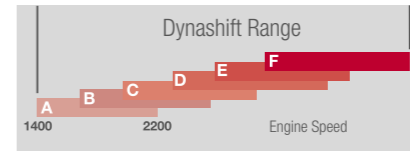
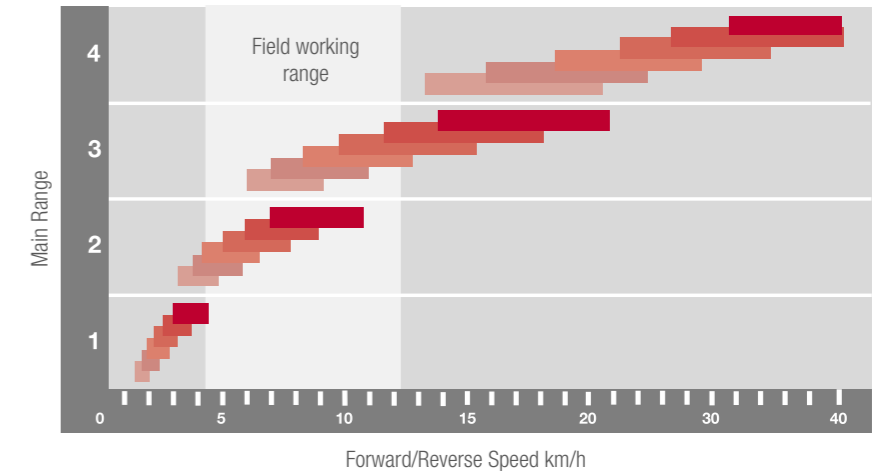
Dynamic performance comes from the optimised design of the Dyna-4 transmission. Well known features include Power Control, 'pedal-free' operation, 4-speed powershift, Speedmatching and AutoDrive.

The Dyna-4 transmission offers four Dynashift changes in each range, excellent ground speed 'overlap' and 40 km/h maximum speed for efficient haulage operations.



Dyna-6 Performance, refined

Dynamic performance comes as standard with the Dyna-6 transmission. And now, this ultra-reliable, semi-powershift gearbox is even more refined.



The 40 km/h Dyna-6 Eco gearbox offers six Dynashift changes in each range, excellent speed overlap and maximum speed at 1,800 rpm (1,900 rpm for the 50 km/h transmission).

The original and best semi-powershift transmission in the field today, Dyna-6 combines effortless operation with complete efficiency to create an extraordinary operator experience.

Dyna-6 continues to offer all the essential features such as left-hand Power Control, AutoDrive, right-hand control, Speedmatching and variable shuttle take-up and is now available with Power Management.

Dyna-6, uniquely, provides a smooth, 6-speed Dynashift change in each of the four gears.

So you have a tremendous range of powershift flexibility over a wide speed range, giving maximum field performance. With the capability of both Dynashift and range changes being made under load, without the need to use the clutch pedal.

Dyna-6 comes with Eco as standard – reducing engine speed at max forward speeds providing a quieter drive and less fuel consumption.

Dyna-6 Benefits

- ▶ 6 Dynashift (powershift) ratios
- ▶ Maximum productivity with 24 forward gears and 24 reverse gears
- ▶ Power Control lever with three functions on one lever – Forward/Reverse shuttle, declutch, upshift and downshift
- ▶ Pedal-free operation
- ▶ 9 speeds between 4 km/h and 12 km/h
- ▶ 40 km/h or 50 km/h^ maximum speed available at low engine speed (Eco)
- ▶ ECO feature allows top speeds to be achieved at low engine revs, offering a reduction in noise and fuel consumption
- ▶ Brake pedal pressure puts the transmission into neutral
- ▶ Reverse shuttle aggressiveness adjustment, separate adjustment for forward and reverse
- ▶ Aggressiveness adjustment for Dynashift (powershift) ratios

^ Optional

Your workspace. Our priority.

One of our main priorities has always been driver comfort and efficiency. Our cabs have been designed specifically to ensure the driver maintains high-levels of comfort, regardless of the application and hours spent in the seat.

Discover a more rapid approach to your working day. Each MF7600 cab offers impressive features which mean you can work at a satisfying pace and finish the job sooner. Access to the cab is easy thanks to specially designed steps. Once inside the cab you will find plenty of room and a comfortable, fully adjustable operator seat with increased swivel angle. The instrument panel displays analogue and digital information which is clearly visible to the operator at all times.

A redesigned cab shape offers superb all-round visibility. The combination of exhaust positioning, waisted bonnet design and large areas of glass ensures outstanding 360° visibility. A clear view from the rear window ensures safety and a clear view of attached implements.



Massey Ferguson's 'QuadLink' suspended front axle further enhances ride comfort and control. It has a compact, simple design that automatically maintains a constant suspension height, regardless of axle load.

The result is increased stability and a significant improvement in driver comfort, productivity and safety... both on the road and in the field.



More worklights

An early start or late finish is no problem with up to eight working lights on the cab roof, two on the rear fenders, two on the hand rails and four in the front of the bonnet, depending on specification levels. Xenon lights are available as an option.

Productivity at your fingertips

The Essential cab package includes a long console with easily accessible controls which make operation simple and straightforward. Loader operation is controlled through the multifunction joystick, whilst engine management, throttle, transmission and hydraulics are controlled from the long console.



The Essential specification includes:

- ▶ Dyna-4 (7614 only) or Dyna-6 transmission with AutoDrive
- ▶ Transmission control lever in control centre
- ▶ Mechanical spool valves
- ▶ Closed Centre 110 l/min hydraulics
- ▶ Loader ready joystick with shuttle control

Optional

- ▶ QuadLink suspended front axle
- ▶ Dyna-6 50 km/h Eco transmission
- ▶ Integrated front linkage and front PTO
- ▶ Air Conditioning



Responsiveness is second nature

We have always been industry leaders when it comes to hydraulics and rear linkage control. Our three-point linkage system was named the most influential agricultural innovation and a milestone of our time by several independent farming magazines. It is the finest example of productivity, power and responsiveness for the operator in the field.



Accurate draft control

Massey Ferguson's digital ELC system gives the highest standards of draft control with more accurate depth settings and better ground contour following. The result is more weight transfer, better traction, less wheel slip, reduced tyre wear and reduced fuel consumption whilst still maintaining great output.

Convenient controls

Frequently used controls and the ELC control panel are mounted near the operator for straightforward, accurate operation. The system incorporates advanced integrated features such as sensitivity, quick soil engagement and automatic drop speed as standard.

For faster implement attachment the rear linkage can also be operated from push buttons on each rear fender.

Auxiliary spool valves

Between two and four electro-hydraulic valves are fitted as standard. The Electronic Spool Management System enables complex equipment to be controlled with ease and precision.

Power beyond

Built into the CCLS spool block is the 'Power beyond' facility, which is available for both the front and rear of the tractor. Extra flow and return pipes provide oil flow directly from the pump, enabling additional remote spool valves to be connected.

Standard Active Transport Control (ATC)

When driving across the headland or transporting heavy mounted equipment, implement 'bounce' can occur.

Active Transport Control is a shock-absorbing system which minimises the 'pitching' action – automatically adjusting for different implement weights.

This gives smoother, safer, faster transport and, by reducing shock loads through the lift rams and hydraulic circuits, also minimises the risk of damage to the rear linkage and the implement.

ATC and QuadLink

ATC operates in addition to the QuadLink suspended front axle to give exceptional stability when transporting or operating mounted equipment at speed, giving greater comfort, safety and productivity.



Highly specified rear axle and linkage

The rear axle and 3-point linkage are highly specified. Twin external lift rams, high visibility pick-up hitch and drawbar (depending on market), quick-attach hook top and lower links, external linkage control on both rear fenders, twin variable float telescopic stabilisers and three spool valves are all standard equipment. Rear linkage lift capacity can reach 7,100 kg.

Integrated Front Linkage System (IFLS)

MF7600 Series tractors are available with a fully integrated front linkage system. Up to four front, hydraulic couplers provide hydraulic service for implements and with an overall lift capacity of 2,800kg, the MF7600 Series tractors' immense capability easily handles heavy-duty applications.

Exceptional braking performance

The MF7600 Series has an extraordinarily powerful and highly efficient braking system. All models are fitted with oil immersed, power-assisted disc brakes which give reassuring, fade-free braking, even under heavy loads.

Straightforward servicing – just how it should be

Servicing is straightforward and simple, taking the stress out of maintaining your tractor and leaving you with more time in the field.



The single piece bonnet lifts fully to allow excellent access for full servicing



The well proportioned cooling package is easy to access, clean and maintain. 90% of dust is removed naturally thanks to the suction from the cooling fan.



The engine air filter is also very easy to access and clean



The waisted bonnet and front axle design ensures comfortable access to the engine oil filters and oil dipstick



The cab air filter can be removed easily for cleaning



Plenty of room to access radiators for cleaning

Customer Support

AGCO Customer Support – Providing local service to the global brand.



Behind every Massey Ferguson machine is the powerful aftersales support of AGCO's Customer Support organisation.

Our main aim is to ensure that every machine – old or new – is fully supported locally, offering every Massey Ferguson owner:

- The best service in the industry
- Low cost of ownership
- A reliable and durable machine
- Minimum machine downtime
- A high resale value

State-of-the-art warehousing and logistics from AGCO Parts

Of course, every Massey Ferguson dealer is fully backed-up by the AGCO Customer Support organisation which provides industry-leading parts supply through AGCO Parts' state-of-the-art warehousing and logistics. With outstanding service levels, overnight delivery and inventory covering all Massey Ferguson machines – even those over 10 years old – we only ever supply genuine parts, and we guarantee the right fit, first time.

The right aftersales solution whatever the age of machine

Whatever the age of Massey Ferguson machine, AGCO Customer Support has the right aftersales solution to save time and money, providing appropriate, affordable and reliable servicing and maintenance solutions in every situation.

Practical local support where you need it

AGCO places great emphasis on providing the best service to our Massey Ferguson dealers and this extends beyond the exceptional servicing and maintenance solutions and parts supply:

- Expert training and specialist equipment
- Advanced diagnostic techniques
- Information retrieval technology to communicate the very latest parts and service information
- Highly skilled technical support groups

Standard and optional equipment by cab type

	Essential
Engine	
6 Cylinder AGCO POWER Stage 2	●
EEM Engine with memorised Speed control	-
Transmission	
Power Control Shuttle	●
Right hand shuttle	○
T bar lever on Control Centre	●
T bar lever on Command Control Armrest	-
MultiPad lever on Command Control Armrest	-
Dyna-4 – 40 km/h – Speedmatching & AutoDrive	●
Dyna-6 – 40 km/h Eco – Speedmatching & AutoDrive	●
Dyna-6 – 50 km/h Eco – Speedmatching & AutoDrive	○
Supercreeper or creeper (Dyna-4 and Dyna-6)	○
Dyna-VT 40 km/h Super Eco with Dynamic Tractor Management (DTM)	-
Dyna-VT 50 km/h Eco with Dynamic Tractor Management (DTM)	-
Cruise speed control	-
Operator environment	
Standard Air Conditioning with manual adjustment	●
Automatic Air Conditioning / climate control	-
Cool box	●
Air Suspended Swivel Seat	●
Automatic Air Suspended Swivel Seat	○
Super Deluxe Air Suspended Dynamic Damping System Seat	-
Auxiliary Seat with Seatbelt	●
Radio, CD, MP3, Equalizer, Bluetooth, USB & Front Aux.	●
Telescopic Large Side Mirrors	●
Telescopic Large Side Mirrors with Electric Adjustment and de-icing	-
Two opening doors	●
Cab Suspension	●
Radar and slip control	○
CCD / Datatronic 4 with video and ISOBUS capability	-
Dual Control	-
AutoGuide Ready	-
SpeedSteer	-
AGCOMMAND™	○

	Essential
Chassis and Hydraulics	
Mechanical controls of spool valves	●
Electrical and mechanical controls of spool valves	-
Electrical controls of spool valves	-
Multifunction joystick	-
Electronic linkage controls with Active Transport Control	●
Auto PTO function	●
Auto 4-Wheel-Drive and Auto DiffLock functions	●
Telescopic stabilisers	●
Integrated Front Linkage System	○
Integrated Front PTO	○
Electrical equipment	
Battery Isolator switch	●
External lift control on fenders	●
External PTO start / stop control on fender	●
Xenon lighting	-
Other equipment (specifications may vary by market)	
QuadLink – suspended front axle	○
Pivoting front fenders	●
Hydraulic trailer brake	○
Pneumatic trailer brake	○

- Not available.
- Standard specification.
- Optional

		MF7614	MF7615
Engine			
Engine type		AGCO POWER engine	
No. of cylinders / no. of valves / Capacity	litre / no. / cm ³	6 / 4 / 6,600	6 / 4 / 6,600
Bore / Stroke		108 / 120	108 / 120
Aspiration		Turbo Intercooled	
Injection type		Common rail	
Fan type – Transmission Dyna-4		Viscstatic	-
Fan type – Transmission Dyna-6 & Dyna-VT		-	Vistronic
Maximum hp @ 1,950 rpm	⚙ ISO hp (kW)	140 (103)	150 (110)
Rated hp @ 2,100 rpm	⚙ ISO hp (kW)	130 (96)	140 (103)
Maximum torque @ 1,500 rpm	⚙ Nm	645	660
Specific fuel consumption*	g / kW/h	192	192
Fuel tank capacity	litres	335	335

Transmission Dyna-4 40km/h

Number of gears	Fwd x Rev	16 x 16	-
Min. speed @ 1,400 rpm	km/h	1.3	-
No. of speeds with creeper / supercreeper	Fwd x Rev	24 x 24 / 32 x 32	-
Min. speed @ 1,400 rpm with creeper / supercreeper	km/h	0.33 / 0.09	-
Maximum power with EPM	hp (kW)	155 (114)	-
Max. power available @ PTO shaft (OECD, accuracy + / - 3%)	hp (kW)	115 (85)	-
Maximum torque with EPM	⚙ Nm	660	-

Transmission Dyna-6 40 km/h Eco or 50 km/h** Eco

Number of gears	Fwd x Rev	-	24 x 24
Min. speed @ 1,400 rpm	km/h	-	1.03
No. of speeds with creeper / supercreeper	Fwd x Rev	-	36 x 36 / 48 x 48
Min. speed with creeper / supercreeper	km/h	-	0.26 / 0.07
40 km/h Eco at engine speed	rpm	-	1,800
50 km/h** Eco at engine speed	rpm	-	1,950
Maximum power with EPM	hp (kW)	-	175 (129)
Max. power available @ PTO shaft (OECD, accuracy + / - 3%)	hp (kW)	-	135 (99)
Maximum torque with EPM	⚙ Nm	-	745

		MF7614	MF7615
Rear Linkage and Hydraulics			
Lower links type	Category	3	3
Maximum lift capacity, at link end	kg	7,100	7,100
Hydraulic type		Closed Centre Load Sensing	
Maximum Flow	rpm	110	110
Maximum pressure	bars	200	200
Maximum no. of rear spool valves		4	4

Power Take-Off (Rear)

540 / 1,000	rpm	1,980 / 2,030	1,980 / 2,030
540Eco / 1,000Eco	rpm	1,533/1,572	1,533/1,572
Shaft diameter	inches	1 3/8	

Front Linkage and Front Power Take-Off

Lower links type		Independent, electro-hydraulic	
Maximum lift capacity, at ball end	kg	2,800	2,800
Maximum No of front spool valves		2	
Engine speed @ 1,000 front PTO speed		1,920	

Weights and Dimensions (with standard wheels and tyres, without ballast, 4WD model less fuel)

Weight	kg	5,800	6,200
Overall height – from rear axle centerline to top of the roof	m	2.11	2.11
Overall length – from weight carrier to lower link ends	m	4.90	4.90
Wheelbase	m	2.88	2.88
Max. gross vehicle weight	kg	9,250	11,500
Cab noise level	dBa	70	70

- Not applicable/available.

* Manufacturer's testing.

** Depending on market legislation.

⚙ ISO TR14396.



facebook.com/MasseyFergusonGlobal
twitter.com/AGCOcorp

youtube.com/MasseyFergusonVideo
blog: agcocorp.com

Every effort has been made to ensure that the information contained in this publication is as accurate and current as possible. However, inaccuracies, errors or omissions may occur and details of the specifications may be changed at any time without notice. Therefore, all specifications should be confirmed with your Massey Ferguson Dealer or Distributor prior to any purchase.