











Scraper Special - 520



-  Cummins QSX 15 Engine With 520hp & 2237lbft.
-  Diesel Only Electronically Controlled Engine (Tier 3)
-  16/4 Caterpillar TA22 Powershift Transmission
-  Deluxe Cabin With Cabin Suspension
-  650/85R38 Duals (Width 4328mm) (14'2")
-  Raven (Danfoss) Auto Steer Ready Hydraulic Valve
-  10" Touchscreen Tractor Data Monitor
-  Bosch Hydraulic Remotes (Std Pump Output of 208 l/Min)
-  Heavy Duty Axles
-  Rear Plate Ready For Scraper Hitch



1800 789 633

199 AUSTRALIS DRIVE, DERRIMUT, VIC 3026

WWW.VERSATILETRACTORS.COM.AU



Engine

Cummins 15 QSX (Tier3)
 1500CC (915 cubic ")
 520HP (389KW) Peak
 2237lbft (3032nm) Peak
 Diesel Only Technology
 Turbo 6 Cylinder (Common Rail)
 Intercooled (air to air)
 Quantum Electronic Engine Control
 Bore 137mm Stroke 169mm
 Dual Element Air Cleaner With Aspiration
 200amp Alternator

Transmission

Caterpillar TA22 Powershift Transmission
 16 Forward Speeds / 4 Reverse Speeds
 Forward / Reverse Power Shuttle
 Sequential shift, auto shift, pulse shift
 Speed matching & pre-select gears
 Up to 6th Gear Start Up
 Inching Pedal
 Radar

Drawbar & Hydraulics

Load Sensing Closed Centre Hydraulics
 208 l/min Total Flow
 4 Electro-Hydraulic Remotes
 Pressure Release Quick Couplers
 151 Litre Hydraulic Tank
 Above Pump Reservoir
 No rear Hitch
 Laser Interface Harness
 Auto Steer Valve Raven (Danfoss)
 Front Weight Package 1200kg
 Tow Cable

Lighting

2 Hood Mounted Lights
 2 Front and 2 Rear Halogen Work lights
 4 Roof Mounted Work lights
 2 Front LED Lights
 2 Rear LED Lights

Brakes, Axles & Steering

Dual Axle Mounted Disc Brakes
 Disc Brake (Hydraulic Self Adjusting)
 Hydrostatic Steering (90mm Cylinders)
 Heavy Duty Outboard Planetary Axles
 Front Differential Lock
 Heavy Duty Scraper Diff - Rear

Operator Environment

Deluxe Cab Package With Cab Suspension
 Largest Cabin In The Industry
 Cloth Seat
 Semi Active Air Suspension Seat With Heating
 Seat Mounted Console (Swivels With Seat)
 Decelerator Pedal
 Climate Control
 Indash Diagnostics and Infocentre
 10" Touchscreen Tractor Data Monitor
 Monitor Bracket/ Power Bar
 Instructor Seat
 Side Mounted Exhaust
 Front and Rear Window Wiper and Washer
 Electric Mirrors
 Prewired For Radio (2 Speakers and Antenna)
 Sun visor
 Access Panel For External Wiring

Weights and Dimensions

Length without Weights	7630 mm
Overall Height	3940 mm
Wheelbase 4WD	3930 mm
Shipping Weight	22,415 kg
Fuel Capacity	1514 litres

Standard Tyres

650/85R38 Drum Style Duals	4328 mm
Overall Width With Duals	

Warranty

2 years or Max 2000 hours from Installation



1800 789 633

199 AUSTRALIS DRIVE, DERRIMUT, VIC 3026
 WWW.VERSATILETRACTORS.COM.AU

SS - 520

